

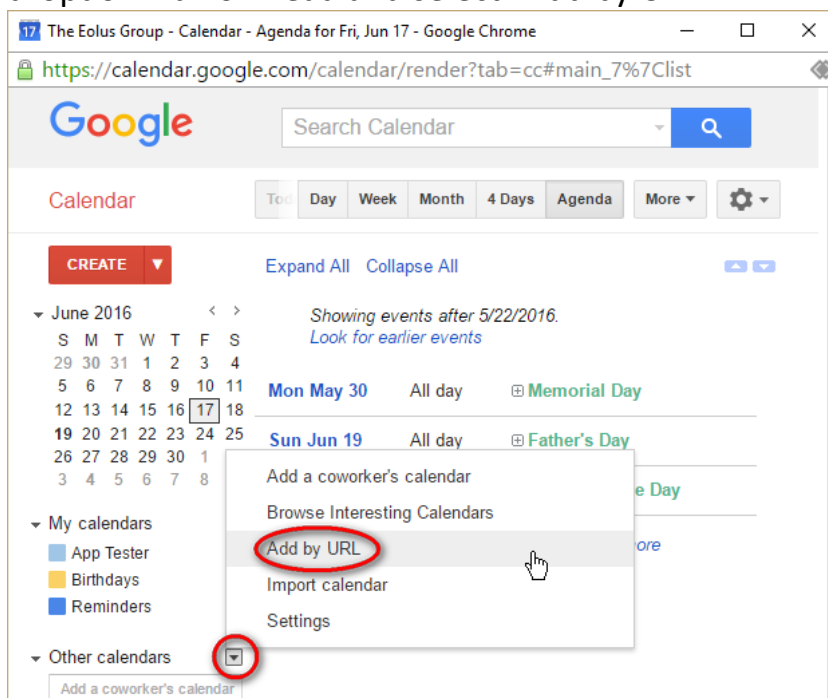
How to sync BMFPD calendars with your Android device

It is possible to have any or all of the BMFPD departmental calendars synchronized to your Android device such that any changes to the online calendars will be updated to your mobile device automatically. Once configured, this is truly a set-it-and-forget-it thing, and well worth doing. Unfortunately, it is less than obvious how this all works, so this document is an attempt to radically simplify this process.

[The procedure documented below works for a Google (or Gmail) account and with most calendar apps. If this does not work for you, the calendar app on your phone may provide direct support for the iCal/ics protocol and you can type the calendar URL string below directly into your calendar app.]

Step-By-Step

- 1) Log into the Google account that is set up on your mobile device on your PC (not your mobile device – that comes later) and open the Google Calendar App. Click the little dropdown arrowhead and select “Add by URL”



2) Copy and Paste the calendar sharing URL you want from this table

Add by URL ×

URL: https://calendar.google.com/calendar/ical/bouldermountainfire.org_k50ctbdrm7t0st4mhbbf9nhr6g%40group.calendar.google.com/public/basic.ics

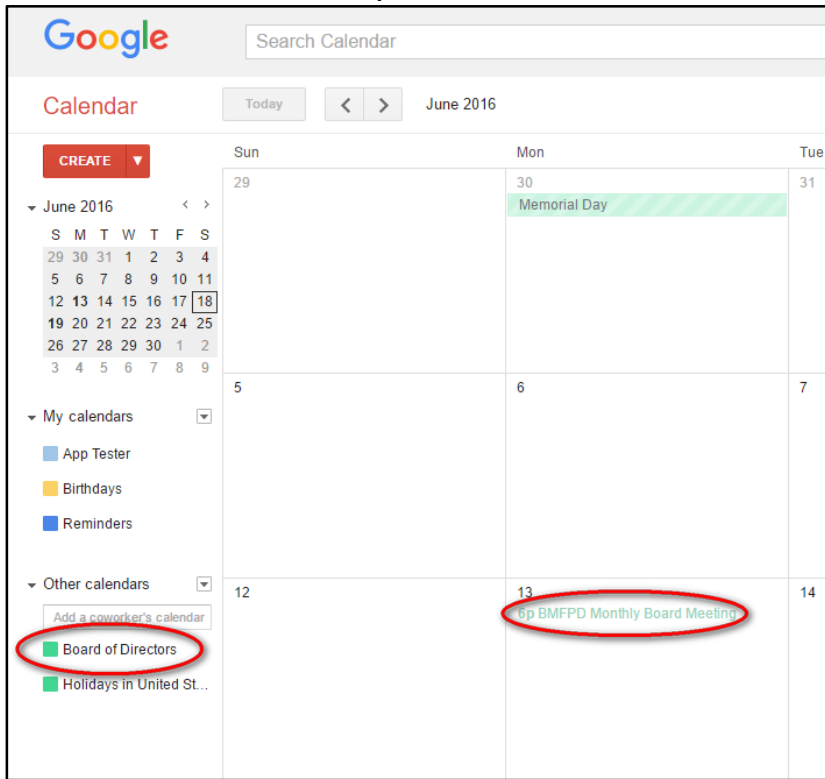
If you know the address to a calendar (in iCal format), you can type in the address here.

Make the calendar publicly accessible?

Add Calendar **Cancel**

AUXILIARY	https://calendar.google.com/calendar/ical/bouldermountainfire.org_k50ctbdrm7t0st4mhbbf9nhr6g%40group.calendar.google.com/public/basic.ics
BOARD OF DIRECTORS	https://calendar.google.com/calendar/ical/bouldermountainfire.org_e9lhn833smpvft3121ih7rtbf0%40group.calendar.google.com/public/basic.ics
TRAINING	https://calendar.google.com/calendar/ical/bouldermountainfire.org_0l8vju8fo8h9pill7l3lr2etqs%40group.calendar.google.com/public/basic.ics
STATION 1 MEETING ROOM	https://calendar.google.com/calendar/ical/bouldermountainfire.org_4m9nn7hd7g497h2jalrveb2dfk%40group.calendar.google.com/public/basic.ics
THIRD ARM	https://calendar.google.com/calendar/ical/bouldermountainfire.org_2khfi1e3q55ekd3bedn2g5tcf0%40group.calendar.google.com/public/basic.ics
VEHICLE FAMILIARIZATION	https://calendar.google.com/calendar/ical/bouldermountainfire.org_7mdt7rttdse348a5ku0aa9tdo%40group.calendar.google.com/public/basic.ics

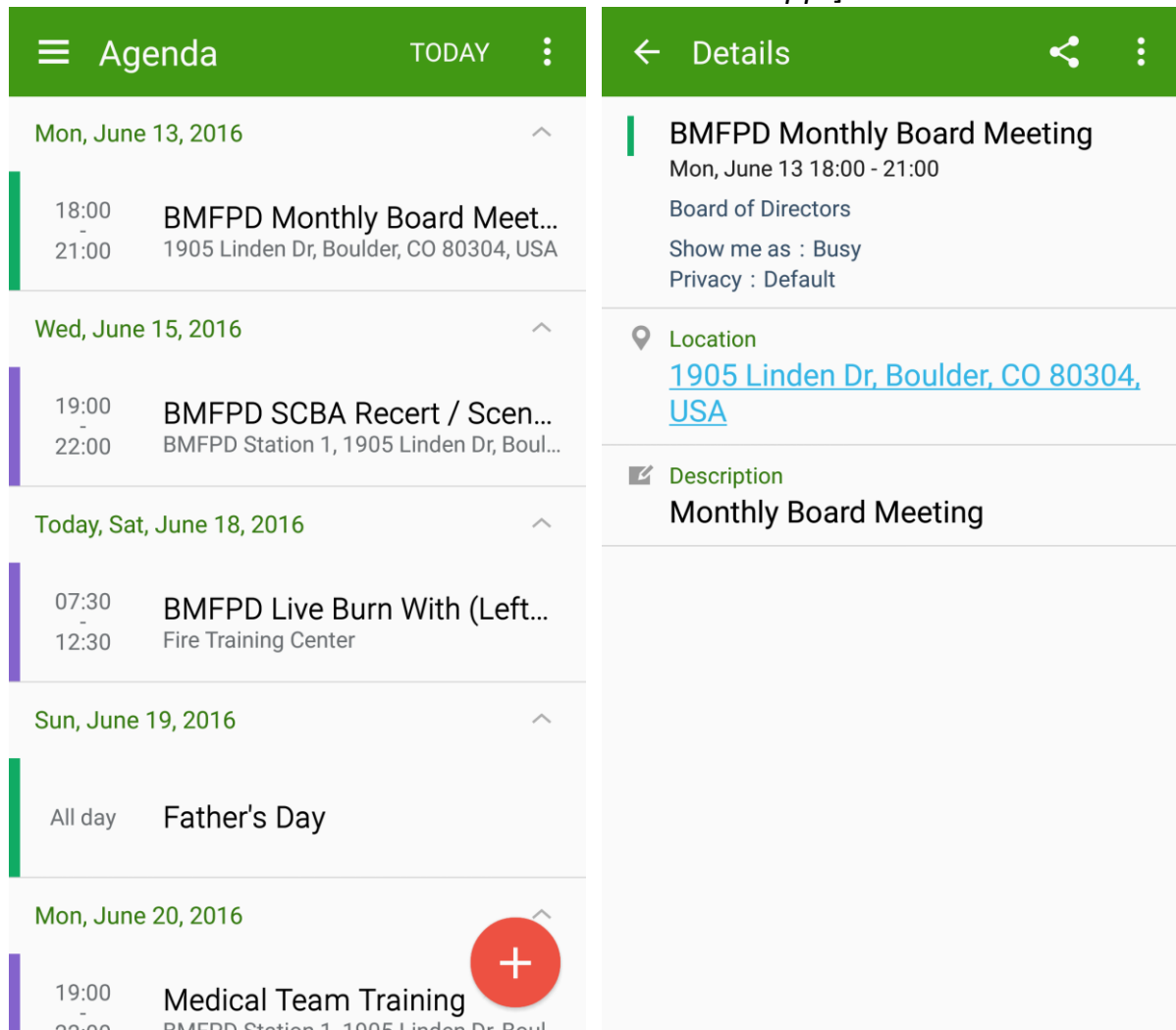
3) You should see the newly added “Board of Directors” calendar



4) Add as many other calendars as you like (you will have the ability to turn each calendar on/off on your mobile device later).

5) On your mobile device, open the calendar app and the synchronized BMFPD events should appear.

[Your calendar may look different, as each phone manufacturer and cell carrier may have customized or substituted their own calendar app.]



6) If you have multiple calendars, you can control which ones are displaying from within Calendar

